

Steps to Enroll in Medi-Cal

Medi-Cal offers **FREE** or **LOW-COST** healthcare for eligible California residents. In addition, dental benefits are provided through Medi-Cal with use of your **Medi-Cal Benefits Identification Card (BIC)**. Below are steps to determine if you qualify for Medi-Cal.

Are You Eligible?

- **Medi-Cal covers** low-income adults, families with children, seniors, persons with disabilities, pregnant women, children in foster care and former foster youth up to age 26.
- **Medi-Cal also covers** adults without children, ages 19-64.
- **Eligibility is based upon income**, as required by the Affordable Care Act (ACA).

Medi-Cal currently provides a core set of health benefits, including doctor and dental visits, hospital care, immunizations, pregnancy-related services and nursing home care. The ACA ensures all Medi-Cal health plans offer what is known as **Essential Health Benefits**:

- Outpatient (Ambulatory) Services
- Emergency Services
- Hospitalization
- Dental Services
- Maternity and Newborn Care
- Mental Health and Substance Use Disorder Services, including Behavioral Health Treatment
- Prescription Drugs
- Physical and Occupational Therapy and Devices
- Laboratory Services
- Children's (Pediatric) Services, including Oral and Vision Care

How to Apply

- **In person:** Apply at your local county social services office.
- **By mail:** Send a completed and signed *Single Streamlined Application* to your local county social services office.
- **Online:** Apply online at www.CoveredCA.com.
- **By phone:** Call your local county social services office.

County Social Services Office
San Bernardino County: (877) 410-8829
Riverside County: (877) 410-8827

Verify Eligibility

- **Receive a notification of likely eligibility** by mail once a completed application is submitted.
- **Your county's social services office** may contact you to request paper verification of income, citizenship and other criteria.
- **Receive final notice of action** notifying you if you do or do not qualify to receive Medi-Cal.
- **If you qualify, receive your BIC** and access the many Medi-Cal benefits available to you.

Enroll in a Plan

- **Within 45 days of receiving your BIC**, you will be mailed information explaining your health plan options.
- **You must choose a health plan within 30 days of receiving your health plan information mailer.** If you do not choose a plan within 30 days, Medi-Cal will choose a plan for you.




ENROLL TODAY!

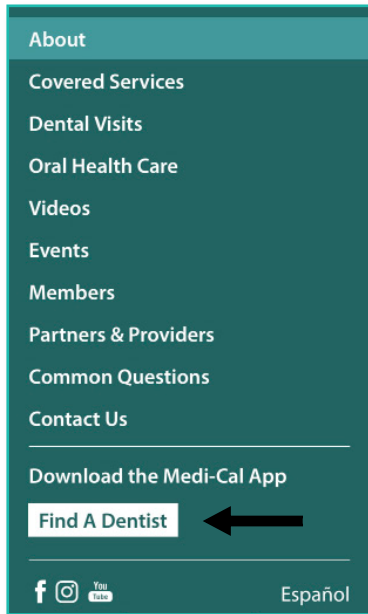
Visit www.CoveredCA.com for more information.

How to Find a Dentist

Once you receive your **BIC** or are already enrolled in Medi-Cal, it is time to find a dentist that accepts Medi-Cal. Follow the six steps below to find a dentist that accepts Medi-Cal in your area.



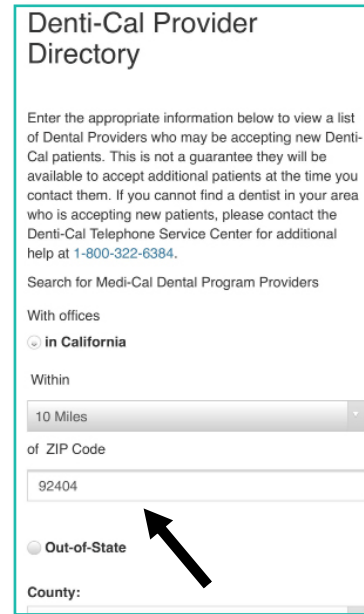
Step 1: Using your phone or computer, go to www.smilecalifornia.org and select the menu button in the top right-hand corner.



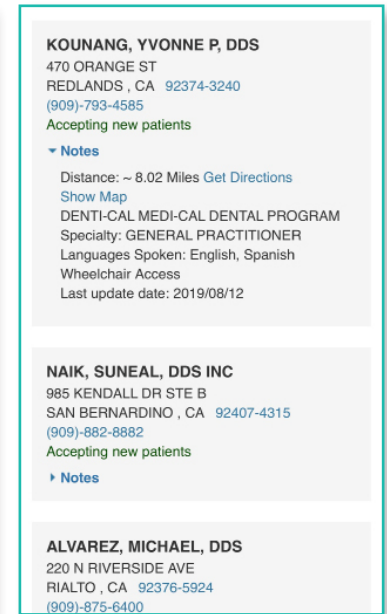
Step 2: Once the menu is open, select **'Find A Dentist.'**



Step 3: On the 'Find A Dentist' page, select **'Provider Directory Search.'**



Step 4: Once the 'Denti-Cal Provider Directory' page comes up, type in your ZIP code and be sure to check the box to **only show providers accepting new patients.**



Step 5: Providers will be listed within the area you specified on the previous page. **Provider information, insurance accepted, languages spoken and whether or not they are accepting new patients** will also be listed.

For Language Assistance
Medi-Cal Dental Telephone Service Center (TSC):
1-800-322-6384
For hearing impaired, Teletext Typewriter (TTY) assistance, call:
1-800-735-2922



Step 6: Once you have **made an appointment** with a provider near you, be sure to bring your BIC with you. The office staff will ask to see your card to complete patient information. Be sure to **ask your dentist any questions or concerns** you might have during your visit.

